




# SERIES FORD TRACTORS



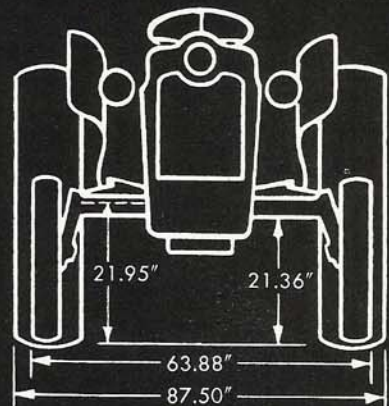
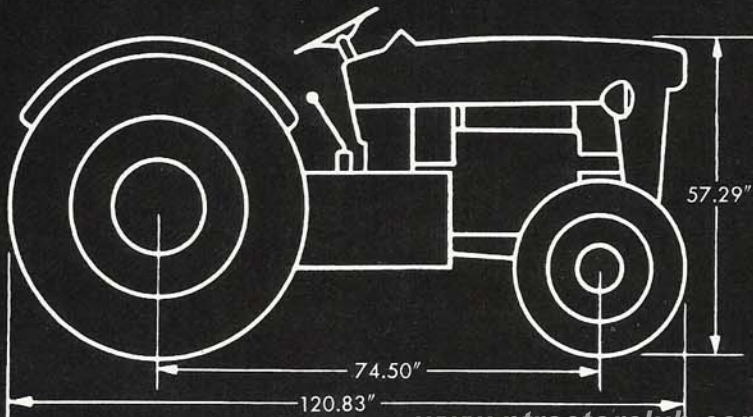
**MODEL 820:** 172 cu. in. engine. 5-Speed transmission, single 10" clutch. Equipped with safety starter switch, key ignition, battery, generator, voltage and current regulator, ammeter, thermostat, oil pressure gauge, oil bath air cleaner, full flow oil filter, fixed drawbar, fenders and muffler. 10 x 28 4-ply rear tires. 600 x 16 4-ply front tires (ANS rear tread and 5.50 x 16 multi-rib front tractor tires available). Rear tread adjustable 48" to 76" in 4" steps. Front tread adjustable 52" to 80".

**MODEL 850:** Same as Model 820 except: Equipped with 12 x 28 4-ply rear tires, 2 sealed beam headlights, red tail light, trailer light connection, Proof-Meter, temperature gauge, enclosed hydraulic mechanism with constant draft and implement position control, constant running hydraulic pump, 3-point linkage, adjustable top link, transmission driven PTO, deluxe seat, drawbar, drawbar stays, tools and tool box. Rear tread adjustable 52" to 76" in 4" steps.

**MODEL 860:** Same as Model 850 except: Equipped with double 9" clutch and Live PTO.

Wheelbase at 52" front tread..... 74.50"  
 Over-all height, with 11" rear tires..... 57.29"  
 Over-all length at 52" front tread..... 120.83"  
 Over-all width at 52" tread..... 63.88"  
 Over-all width at 76" tread..... 87.50"

Ground clearance, front axle..... 21.36"  
 Clearance under rear axle, with 11" tires... 21.95"  
 Approx. shipping weight (Model 860)..... 2991 lbs.  
 Typical working weight with front and rear tire fill, front and rear wheel weights. 5487 lbs.





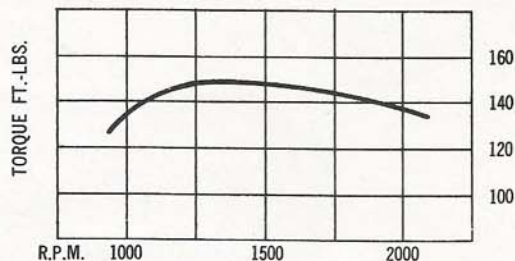
# SPECIFICATIONS — 800 Series Ford Tractors

## HORSEPOWER (Model 860)

Belt (*Maximum).....	46.89
Drawbar (*Maximum).....	40.18
Pounds of Drawbar Pull (Maximum Observed):	
1st.....	4514
2nd.....	4139
3rd.....	3090
4th.....	2128
5th.....	1069
Pull as Percentage of Tractor Weight (1st gear at test weight of 6315 lbs.).....	71.4%

\*Corrected to sea level barometer and 60° F temperature.

## TORQUE CHARACTERISTICS



## GROUND SPEEDS

### Model 820 (10 x 28 Tires)

Gears	Engine RPM		
	1500	1750	2000
1st	1.62 mph	1.89 mph	2.16 mph
2nd	2.56 mph	3.00 mph	3.43 mph
3rd	3.42 mph	3.99 mph	4.56 mph
4th	4.73 mph	5.51 mph	6.30 mph
5th	8.41 mph	9.81 mph	11.21 mph
Rev.	2.76 mph	3.22 mph	3.68 mph

### Models 850, 860 (12 x 28 Tires)

Gears	Engine RPM		
	1500	1750	2000
1st	1.73 mph	2.02 mph	2.30 mph
2nd	2.75 mph	3.21 mph	3.66 mph
3rd	3.65 mph	4.26 mph	4.87 mph
4th	5.04 mph	5.88 mph	6.72 mph
5th	8.97 mph	10.47 mph	11.96 mph
Rev.	2.95 mph	3.44 mph	3.93 mph

## "RED TIGER" 800 ENGINE

**ENGINE:** Type, overhead valve; cylinders, 4; compression ratio, 6.75:1; displacement, 172 cu. in.; bore, 3.90"; stroke, 3.60"; fuel, gasoline.

**POWER:** 54.8 h.p. at 2200 r.p.m. at flywheel. 149 ft.-lbs. torque at 1300 r.p.m.

**CRANKSHAFT:** Precision cast alloy iron statically and dynamically balanced.

**Main Bearing Journal Size:**

	Dia.	Length
Front	2.49" x 1.49"	
Middle	2.49" x 1.75"	
Rear	2.49" x 1.64"	

**Connecting Rod Journal Size:** 2.30" x 1.25"

**CONNECTING RODS:** Forged alloy steel—crank pin pressure lubricated.

**PISTONS:** Autothermic—aluminum alloy tin plated—cam-ground.

**PISTON RINGS:** Width  $\frac{3}{32}$ " top compression, chrome plated.  $\frac{3}{32}$ " second compression, phosphate plated. Oil ring width—0.1860"—0.1865".

**PISTON PIN:** Full floating, lubricated by continuous splash—size 0.91" dia. x 3.162"—3.176" length.

**PISTON TRAVEL:** Average—1320 f.p.m. @ 2200 engine r.p.m.

**VALVES, GUIDES, SPRINGS AND INSERTS:** Overhead valves. Remova-

ble cast chromemoly, tungsten steel alloy exhaust inserts. Molychrome steel closed coil springs. Replaceable valve guides.

**COOLING SYSTEM:** Tube and fin type radiator with pressure type cap. Water pump is centrifugal type with pre-lubricated bearing. Water seal in pump is graphite against sintered aluminum oxide. 3-blade curved tip fan—15.7" diameter. Pump cap.—16 g.p.m. at 1400 engine r.p.m.

**ENGINE LUBRICATION:** Pressure type with 1 qt. capacity Full Flow Oil Filter.

**CARBURETOR:** Single up draft plain tube type of sturdy dustproof construction equipped with accelerating well and economizer. Marvel Schebler 1" SAE flange size Adjustable Main Jet.

**AIR CLEANER:** Oil bath type with easily removable lower element for cleaning, 1.3 pints capacity.

**GOVERNOR:** Centrifugal flyball, variable speed type. Enclosed, mounted on crankshaft spline for instant response to varying load requirements.

**ELECTRICAL SYSTEM:** Generator—two-brush type, rated at 1650 r.p.m.—20 amps., capacity 150W at  $7\frac{1}{2}$  volts. Regulator—voltage and current control. Key and lock ignition—auto-

matic spark advance, side mounted distributor. Safety Starter—regular equipment. Tractor cannot be started except with transmission in neutral. Battery—80 ampere hour, 13 plates, 6 volt.

**CLUTCH:** (Models 820, 850)—Single plate, 10" dia., foot operated. (Model 860)—Double plate, 9" dia., foot operated for transmission and PTO control.

**STEERING:** Recirculating ball type gear.

**HYDRAULIC SYSTEM:** Pump make—Ford. Type—6 piston, wobble plate actuated. Drive—helical gear off camshaft. Flow—4 g.p.m. at 2000 engine r.p.m. Operating Pressure—2000 p.s.i. (Maximum). Relief Valve Pressure—2000 p.s.i.

**BRAKES:** Internal expanding, self energized, 14" diam. double anchored, individually or jointly operated with right foot. Bonded lining. Equipped with locks.

**CAPACITIES (U.S. Standard Measure):** Engine oil—4 qts. plus 1 qt. for filter. Coolant—15 qts., Fuel—14 gallons including  $1\frac{3}{4}$  gallon reserve. Transmission—8.5 qts. refill, EP-SAE-80. Hydraulic system—9 qts. initial, 8 qts. refill, M-4864A Hydraulic oil. Differential—11.5 qts., mild EP-SAE-80.

*Design, materials and/or specifications are subject to change without notice and without liability.*